

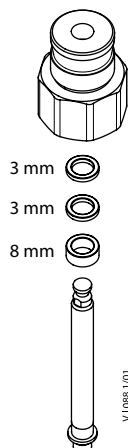


Installation Guide


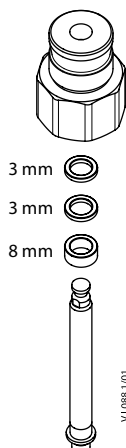
Adapter VFG(S), VFU, VFQ, AFT, AFQM

	<input type="checkbox"/> 9 mm
	<input type="checkbox"/> 46 mm

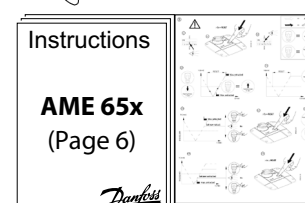

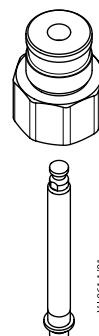


Code No. - 065B3527

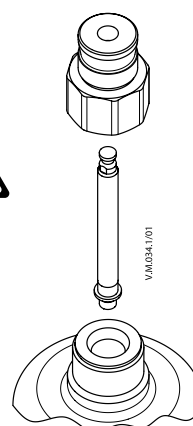
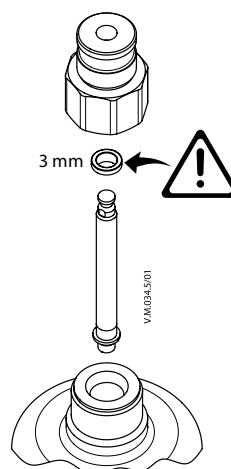
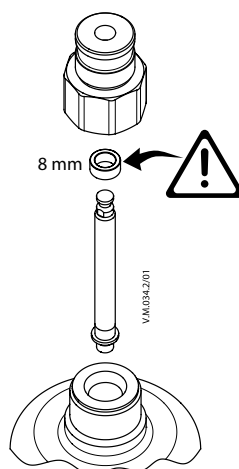
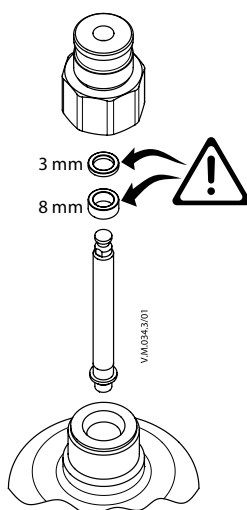
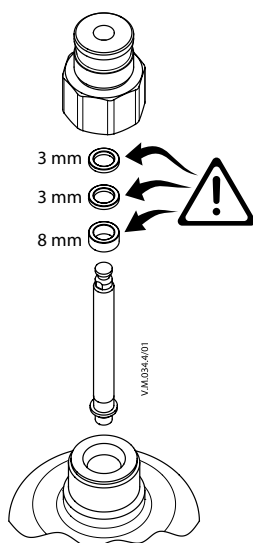
With mechanical stroke limitation AMV(E) 65x, 55/56



With electronic stroke limitation AME 65x



1 For actuator AMV(E) 65x, 55/56




Type	DN
VFG 2	15-25
VFG 21	
VFGS 2	
VFU 2	
VFU 21	
VFQ 2	
VFQ 21	
/	/

Type	DN
VFG 2	32-40
VFG 21	
VFGS 2	
VFU 2	
VFU 21	
VFQ 2	
VFQ 21	
VFG 33	25-32
VFG 34	

Type	DN
VFG 2	50-65
VFG 21	
VFGS 2	
VFU 2	
VFU 21	
VFQ 2	
VFQ 21	
VFG 33	40-50
VFG 34	



Type	DN
/	/
VFG 33	65-80
VFG 34	


Type	DN
VFG 2	80-125
VFG 21	
VFGS 2	
VFU 2	
VFU 21	
VFQ 2	
VFQ 21	
VFG 33	100-125
VFG 34	



Installation Guide Adapter VFG(S), VFU, VFQ, AFT, AFQM


2 For actuator AME 65x

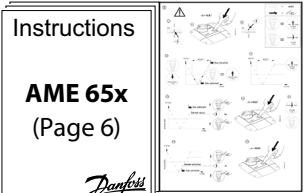


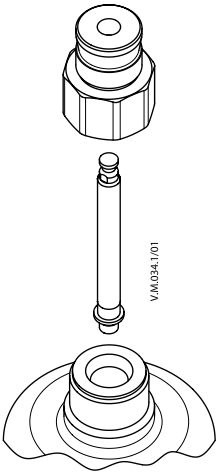


Instructions

AME 65x
(Page 6)



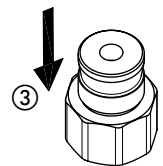




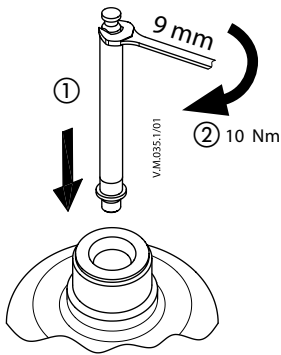
VAM034.1/01

Type	DN
VFG 2	15-125
VFG 21	
VFGS 2	
VFU 2	
VFU 21	
VFQ 2	
VFQ 21	25-125
VFG 33	
VFG 34	

3 For AMV(E) 65x , 55/56



3




1

9 mm

2 10 Nm

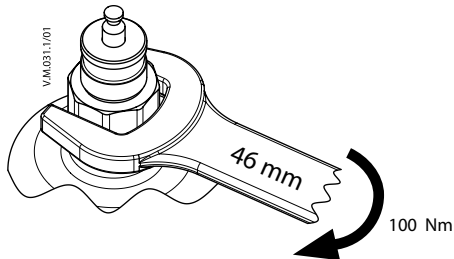
VAM035.1/01



Type	DN
VFG 2	150-250
VFQ 2	
VFQ 21	
VFG 21	
VFGS 2	
AFQM PN25 ¹⁾	50-125
AFQM 6 ¹⁾	40-50

1) not applicable for valves produced after March 2015

4 For AMV(E) 65x , 55/56



VAM031.1/01

46 mm

100 Nm